

CLAK

CLAK is an ultra thin panel with a refined minimalist look, just 2,3 cm thick: the version with tubes at the rear is just 3,7 cm thick.

This solution projects no more than 5,2 cm from the wall thanks to the new $\varnothing 3/8''$ MINI valve. Laid vertically or horizontally, this panel can

be painted in any of the 70 colours in the BREM colour list and even given the special finishes found in the catalogue to create that special atmosphere.

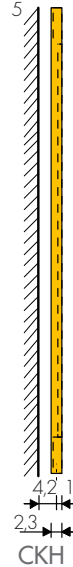
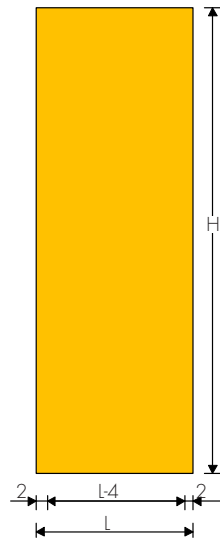
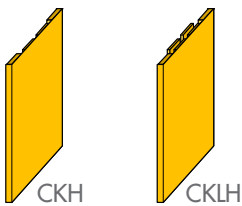
MODEL CKH
vertical plate

MODEL CKLH

vertical plate with radiating tubes at the rear

H = from 140 to 240 cm

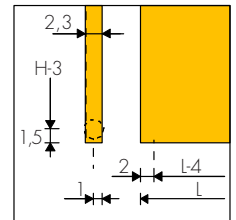
L = from 27 to 88 cm (every 8,7 cm)




Vertical fittings
▲▽ t.c.= L-4 cm

Side fittings
▲▽ t.c.= H-3 cm
(extra)
Art. AS 70,40€

TAPPING CENTRES



STANDARD FITTING
EG $\varnothing 3/8''$
 $\varnothing 1/2''$ with sleeve on request
BREM fittings and valves, p. 294



Mod. CLAK	L ▲▽	EN 442 Watt Δt 50 K							
		27	35	44	53	62	70	79	88
H cm	cm	26,7	35,4	44,1	52,8	61,5	70,2	78,9	87,6
		22,7	31,4	40,1	48,8	57,5	66,2	74,9	83,6
CKH 140	€	629,00 422W	690,90 556W	760,30 692W	828,90 828W	893,50 962W	958,60 1098W	1026,50 1234W	1092,70 1370W
CKLH 140	€	792,30 497W	876,00 707W	968,50 918W	1044,10 1129W	1131,20 1338W	1215,10 1550W	1301,60 1761W	1384,20 1972W
CKH 160	€	671,20 482w	739,30 635w	810,90 790w	883,70 945w	953,90 1098w	1023,20 1253w	1095,70 1408w	1166,00 1563w
CKLH 160	€	836,80 568w	923,80 808w	1010,90 1050w	1098,80 1291w	1187,90 1531w	1275,00 1773w	1363,80 2014w	1450,70 2256w
CKH 180	€	713,40 541w	787,70 713w	861,50 887w	938,40 1061w	1014,30 1233w	1087,90 1407w	1164,90 1581w	1239,40 1755w
CKLH 180	€	881,20 639w	971,60 909w	1053,40 1181w	1153,60 1453w	1244,50 1723w	1334,90 1996w	1426,10 2268w	1517,30 2540w
CKH 200	€	752,10 601w	830,50 792w	910,20 985w	985,00 1178w	1064,10 1369w	1142,10 1562w	1220,00 1755w	1300,10 1948w
CKLH 200	€	945,80 710w	1044,60 1011w	1142,00 1313w	1247,60 1616w	1338,30 1916w	1435,70 2219w	1533,60 2521w	1629,80 2824w
CKH 220	€	797,60 660w	880,00 870w	963,30 1082w	1057,30 1294w	1132,30 1504w	1215,60 1716w	1297,10 1928w	1382,40 2141w
CKLH 220	€	983,50 781w	1086,40 1112w	1187,60 1445w	1297,50 1778w	1392,00 2109w	1493,20 2441w	1594,90 2774w	1695,00 3107w
CKH 240	€	855,10 720w	945,10 949w	1034,80 1180w	1124,60 1411w	1214,30 1640w	1304,40 1871w	1394,00 2102w	1486,10 2333w
CKLH 240	€	1021,20 852w	1128,20 1213w	1233,30 1577w	1347,60 1940w	1445,80 2301w	1550,60 2664w	1656,00 3028w	1760,20 3391w

Δt different from 50K: technical data Brem

HOW TO ORDER

State: model (simple model or with tubes), height, width, fitting and color
e.g.: CKH 180 - 35, EG $\varnothing 3/8''$, SB7035

STANDARD PRODUCTION

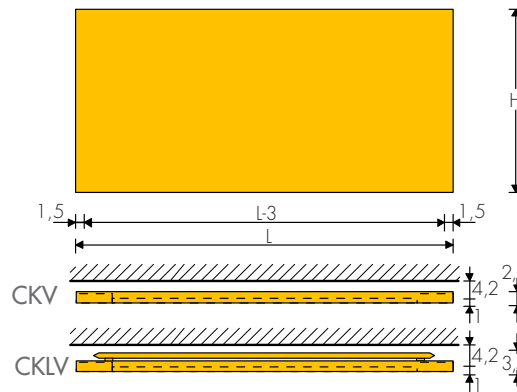
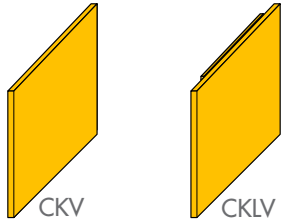
White "sablé" paintwork - white EOS brackets
Tolerance ± 3 mm - Air vent $\varnothing 1/8''$
MAXIMUM OPERATING PRESSURE 4 BAR

PRODUCTION ON REQUEST

Paintwork to BREM color list +15/25%
Stainless steel finish, on request
Electric version e.Clak, pag. 269

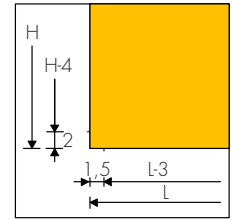
MODEL CKV
Horizontal plate

MODEL CKLV
Horizontal plate with tubes at the rear
H = from 35 to 88 cm (every 8,7 cm)
L = from 50 to 220 cm



Vertical fittings $\varnothing 3/8''$
▲▽ t.c. = L-3 cm

Side fittings $\varnothing 3/8''$
▲▽ t.c. = H-4 cm
(extra)
Art. AS 70,40€



STANDARD FITTING EG $\varnothing 3/8''$
Sleeves $\varnothing 1/2''$, on request
Fittings and BREM valves p. 294

Mod. CLAK		L	50	60	70	80	90	100	110	120	140	160	180	200	220
CKV 35	H	€	620,80	644,70	666,30	687,90	708,70	733,30	755,80	777,40	818,90	858,90	884,70	910,80	938,20
	35,4		203w	242w	281w	320w	360w	399w	438w	477w	556w	635w	713w	792w	870w
CKLV 35	H	€	771,30	800,90	831,80	864,90	894,80	928,10	959,40	989,30	1048,80	1107,90	1143,00	1178,10	1213,90
			250w	301w	352w	402w	453w	504w	554w	605w	707w	808w	909w	1011w	1112w
CKV 44	H	€	658,90	685,40	706,20	730,00	755,40	780,50	802,30	829,20	876,70	932,20	958,40	984,90	1014,20
	44,1		253w	302w	351w	399w	448w	497w	546w	595w	692w	790w	887w	985w	1082w
CKLV 44	H	€	818,40	857,00	891,00	924,80	962,20	995,10	1031,40	1068,30	1135,50	1212,20	1250,30	1288,10	1327,50
			325w	391w	457w	523w	588w	654w	720w	786w	918w	1050w	1181w	1313w	1445w
CKV 53	H	€	693,20	720,50	747,90	775,60	802,80	830,40	857,90	886,30	941,40	1005,60	1036,60	1067,60	1098,30
	52,8		304w	362w	420w	478w	537w	595w	653w	712w	828w	945w	1061w	1178w	1294w
CKLV 53	H	€	818,40	857,00	891,00	924,80	962,20	995,10	1031,40	1068,30	1135,50	1212,20	1250,30	1288,10	1327,50
			399w	480w	562w	643w	724w	805w	886w	967w	1129w	1291w	1453w	1616w	1778w
CKV 62	H	€	734,90	766,10	795,30	826,10	858,50	889,70	920,80	952,10	1012,60	1079,90	1113,40	1146,90	1179,50
	61,5		352w	420w	488w	555w	623w	691w	759w	827w	962w	1098w	1233w	1369w	1504w
CKLV 62	H	€	919,60	967,00	1010,00	1054,40	1101,50	1143,70	1190,10	1235,40	1323,10	1418,50	1465,40	1512,10	1559,00
			472w	568w	664w	761w	857w	953w	1050w	1146w	1338w	1531w	1723w	1916w	2109w
CKV 70	H	€	774,30	811,10	846,80	881,90	918,00	952,40	988,40	1024,00	1090,00	1161,20	1197,20	1233,00	1267,50
	70,2		403w	480w	557w	635w	712w	789w	866w	944w	1098w	1253w	1407w	1562w	1716w
CKLV 70	H	€	961,10	1012,10	1059,00	1108,60	1156,70	1207,80	1257,60	1306,30	1400,30	1498,40	1548,10	1597,50	1646,40
			546w	658w	769w	881w	992w	1104w	1215w	1327w	1550w	1773w	1996w	2219w	2441w
CKV 79	H	€	844,30	882,00	922,00	958,60	999,50	1035,40	1075,20	1115,20	1185,70	1265,40	1304,00	1342,80	1381,40
	78,9		453w	540w	627w	714w	800w	887w	974w	1061w	1234w	1408w	1581w	1755w	1928w
CKLV 79	H	€	1027,80	1079,70	1131,60	1183,50	1236,40	1288,30	1341,30	1393,30	1492,20	1600,50	1652,80	1705,40	1756,80
			621w	747w	874w	1001w	1128w	1254w	1381w	1508w	1761w	2014w	2268w	2521w	2774w
CKV 88	H	€	901,60	942,70	981,60	1022,30	1063,10	1102,00	1143,70	1182,40	1258,20	1343,60	1384,20	1425,20	1466,10
	87,6		504w	600w	696w	793w	889w	985w	1081w	1178w	1370w	1563w	1755w	1948w	2141w
CKLV 88	H	€	1085,40	1141,30	1195,40	1249,10	1303,10	1358,10	1411,80	1465,70	1569,70	1681,10	1735,00	1789,30	1844,10
			695w	837w	979w	1121w	1263w	1405w	1547w	1688w	1972w	2256w	2540w	2824w	3107w

Δt different from 50K: technical data Brem

HOW TO ORDER

State: model (simple model or with tubes), height, width, fitting and color
e.g.: CKLV 70-180, EG $\varnothing 3/8''$, SB 7035

STANDARD PRODUCTION

White "sablé" paintwork - white EOS brackets
Tolerance ± 3 mm - Air vent $\varnothing 1/8''$
MAXIMUM OPERATING PRESSURE 4 BAR

PRODUCTION ON REQUEST

Paintwork to BREM color list +15/25%
Stainless steel finish with extra price
Electric version e.Clak, pag. 269